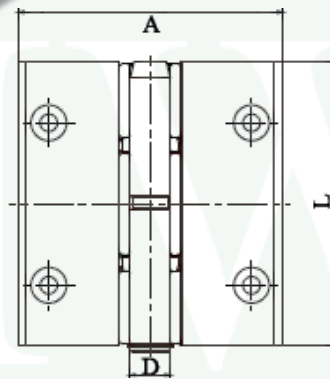
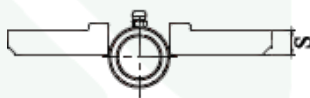


KW-JL011

Heavy Duty Butt Hinge with Bearings

Description:

Heavy Duty Butt Hinges with Bearing are engineered to provide superior strength, smooth operation, and long-term durability for both swing gates and folding gate systems. Designed for heavy-duty applications, these hinges incorporate precision-machined bearings to reduce friction, support higher load capacities, and ensure effortless movement even under continuous use. They are ideal for residential, commercial, industrial, and high-traffic environments where reliability and performance are critical.



FIXING: To be fixed between post and gate with special screws (not provided)

MATERIAL: Electrogalvanized Steel.

PARTS SUBJECT TO WEAR: Bearing.

FEATURES:

- Fabricated from forged steel for strength
- Bearing-assisted smooth movement
- Smooth & noiseless rolling action
- Corrosion-resistant finish (Zinc / Galvanized)
- High load bearing capacity.
- Precision-engineered Knuckle & Pin.

MAINTENANCE: To keep this article in optimum efficiency and safety is enough:

- 1) Ensure that the nuts are securely fastened after assembly. In any case, check the attachment periodically. Mount so that no vibrations or shocks occur.
- 2) If the supports have been subjected to impact caused by moving vehicles or other factors, make sure the article have remained intact, still properly fixed, and that its operation has not been compromised in any way.

Article No.	A (mm)	L (mm)	D (mm)	S (mm)	Load (KG)**
KW-JL011BB	111	100	Ø24	9	300
KW-JL011AA	130	140	Ø32	12	450

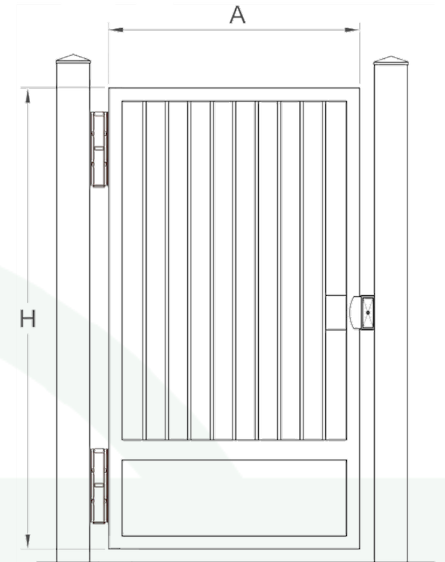
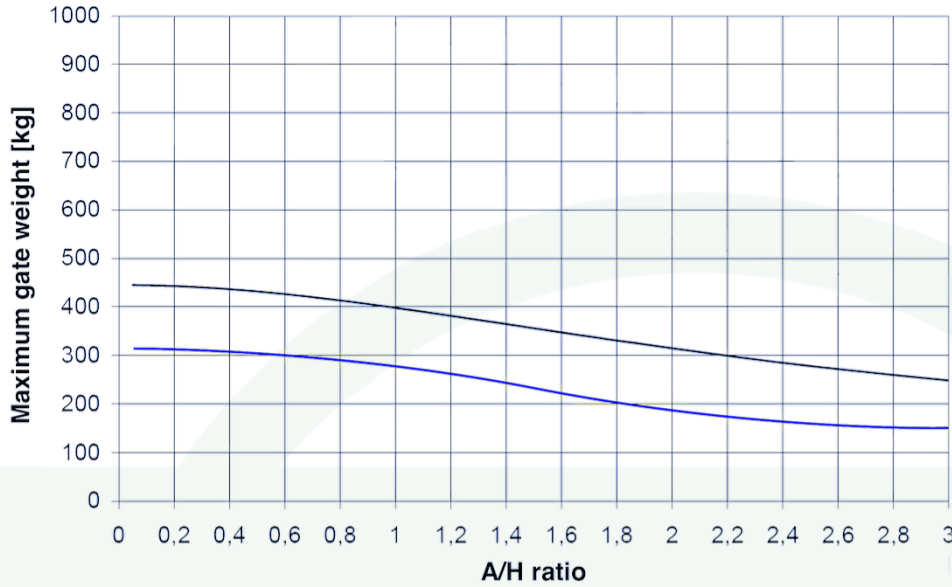
Maintenance Frequency		
Low Use <25 Operations/Day	Average Use <50 Operations/Day	High Use >50 Operations/Day
1 Year*	1 Year*	6 Months*
Check bearings for wear. Check fixing and horizontality of sash.		
*This scheme refers to a normal workplace (not marine or particularly aggressive environments).		
**Above mentioned loading capacity is calculated on pair basis.		

IMPORTANT: The manufacturer reserves the right to modify the characteristics of the article as required without notice. The manufacturer declines any liability for even partial modifications to the article, and the declared performance values are valid only if the installation procedures are carried out by qualified personnel.

KW-JL011

Heavy Duty Butt Hinge with Bearings

Load according to gate dimension



— KW-JL011AA — KW-JL011BB

Installation :

